



SolidTrac™  
WOOD SHELF SYSTEM



## VERSATILE CLOSET SHELVING

### CUSTOM CLOSETS WITH WOOD SHELVING

*SolidTrac* is a simple, affordable closet system that can be used anywhere in the home. From a reach-in to a fully-designed master closet, *SolidTrac* can upgrade any space and is especially great for replacing wire shelving. Use it for **walk-ins, reach-ins, pantries, linen closets, laundry, mudrooms, and more.**

### UNBEATABLE QUALITY

Sauder Closets combines its heritage of innovation with the strength of its state-of-the-art manufacturing operation in Archbold, Ohio. The *SolidTrac* system is made to last – with engineered wood shelves, metal rods and brackets, and a simple cleat system for install.

### UPGRADE FROM WIRE

*SolidTrac* is the most affordable way to upgrade from wire shelving. It's Sauder Closets best value for wood closet storage, so it's budget friendly while still providing the functionality and look of a custom closet.

### VALUE FOR EVERYONE

The *SolidTrac* system works for **single-family** homeowners who are building or upgrading their current closets. Or *SolidTrac* is an affordable, beautiful option for **multi-family** buildings. Plus, design and install is simple and quick.








3 out of 4 home builders feel that their customers would choose a closet organization system over other upgrades.

2015 Sauder Closets SURVEY

# SolidTrac™


## PRODUCT FEATURES

*SolidTrac™* is our most versatile system offered. It fits any closet or shelving need, comes in multiple depths, and can be upgraded with additional storage options. These features create everything custom storage should be – **functional, beautiful, and affordable.**

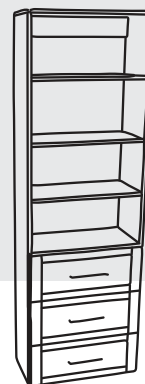
-  High-end look with chrome rods and brackets
-  Available in multiple depths
-  Pre-finished engineered wood shelves
-  Cut-to-size means no surprises in the field
-  Grooved cleat system hides out of square drywall
-  Rated to hold 600 pounds per 8 foot section
-  Hanging design for installation before or after flooring

### EXPAND WITH OPTIONS


**Shelf Tower**  
(12" or 15½" depth)




**Add Drawers**  
(12" or 15½" depth)



**Corner Tower**  
(12" depth)



## OPTIONS



Grooved cleat system hides out of square drywall

### MULTIPLE DEPTHS

- 12" deep (most common)
- 15.5" deep
- 20" deep for use in pantries or linen closets
- All shelving and parts ¾" thick

### AVAILABLE FINISHES

- WHITE





## ABOUT SAUDER CLOSETS

Sauder Closets is a division of Sauder Woodworking Co. – a privately held, third-generation, family run business in Archbold, Ohio. Established in 1934, Sauder Woodworking Co. is North America’s leading producer of ready-to-assemble (RTA) furniture and one of the top five residential furniture manufacturers in the United States.

So when you choose Sauder Closets closet systems, you get a quality, American-made product that is backed by Sauder’s outstanding customer service. We’re here to help you design, personalize, and organize your spaces.

### DESIGN YOUR CLOSETS

Use the online 17squares closet designer:  
[www.sauderclosets.com](http://www.sauderclosets.com)

### CONTACT US

For design services and assistance,  
email us at [sauderclosets@sauder.com](mailto:sauderclosets@sauder.com)  
or call us at **1 (855) 854-7465**.



SIMPLE  
BEAUTIFUL  
AFFORDABLE



WEB  
[www.sauderclosets.com](http://www.sauderclosets.com)

PHONE  
1 (855) 854-7465

EMAIL  
[sauderclosets@sauder.com](mailto:sauderclosets@sauder.com)

